



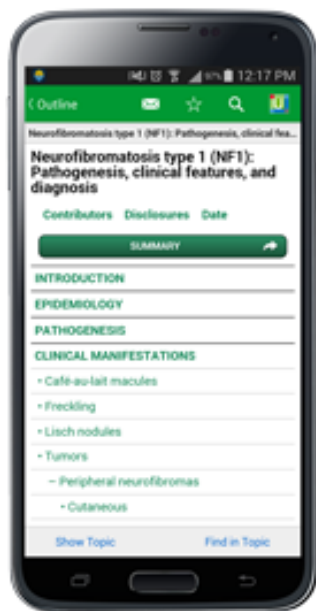
UpToDate® Anywhere

有關UpToDate Anywhere

1. 現在, 您不再受限只能在醫院的網域內透過電腦使用UpToDate, 只要註冊UpToDate的帳號, 隨時隨地都可以使用。
2. 智慧型手機、平板電腦, 只要有3G、4G或Wi-Fi訊號連上網路, 就可以使用UpToDate。
3. 離開醫院後, 使用家用電腦或者筆記型電腦, 網址輸入 <http://www.uptodate.com/online/> , Log in帳號後就能使用。

您現在可以透過任何行動裝置使用UpToDate的App

UpToDate for
Android™ devices



UpToDate App for
iPhone® and iPad®



UpToDate for Windows
8 phones and tablets



您可以在Android、iOS、Windows 8等行動裝置系統的應用商店下載免費的UpToDate App，使用時須要登入帳號密碼，一個帳號最多同時在**兩台行動裝置**登入。下一張投影片將教您如何註冊您個人的帳號密碼。

註冊UpToDate Anywhere的帳號

The screenshot shows the UpToDate website interface. At the top left is the UpToDate logo. At the top right are links for Languages and Help. Below that is a navigation bar with links for Welcome, Uptodate, Log In, and Register. A secondary navigation bar contains links for Patient Info, What's New, PCUs, Calculators, and Drug Interactions. The main content area features a search box with the text "New Search:" and a search button. Below the search box is a banner for the UpToDate mobile app with a "Register Now" link. At the bottom of the page are links for Subscription and License Agreement and Support Tag, along with social media icons for Facebook, Twitter, LinkedIn, and YouTube. Two green arrows point from a text box to the "Log In / Register" link and the "Register Now" link.

在醫學校區網域內
開啟UpToDate
點選Log-in/Register

簡單的註冊流程

The screenshot shows the UpToDate website interface. At the top, there is a navigation bar with the UpToDate logo, a search bar, and links for 'Languages' and 'Help'. Below this, a secondary navigation bar includes 'Welcome, Uptodate', 'Log In / Register', and a list of categories: 'All Topics', 'Contents', 'Patient Info', 'What's New', 'PCUs', 'Calculators', and 'Drug Interactions'. The main content area is titled 'Register for important benefits' and includes a sub-header 'Once you register or log in, you can earn CME/CE/CPD credit each time you research a clinical question.' The page is divided into two main sections: '2. 登入' (Login) and '1. 註冊' (Register). The '2. 登入' section is titled 'Log in (Returning User)' and contains fields for 'User Name' and 'Password', a 'Remember my user name' checkbox, and a 'Log in' button. Below these are links for 'Log in help' and 'Athens Log in'. The '1. 註冊' section is titled 'Register (New User)' and includes a 'Learn More' link. It contains a heading 'All fields are required for registration' and a sub-heading 'Select your user name and password'. The registration form includes fields for 'First Name', 'Last Name', 'Email Address', 'Verify Email Address', 'ZIP/Postal Code', 'Specialty' (a dropdown menu), and 'Practice Type' (a dropdown menu). It also has fields for 'User Name', 'Password', and 'Verify Password'. A 'Submit Registration' button is located at the bottom right of the registration form, with a 'Skip this for now' link below it. A green callout box with an arrow points to the 'Submit Registration' button, containing the text: '輸入所有欄位，註冊您的帳號，輸入完再點選 Submit Registration'. Another green callout box is positioned over the login section, containing the text: '如果您已經有帳號，直接登入您的帳號。' At the bottom of the page, there are links for 'Subscription and License Agreement' and 'Support Tag', and social media icons for Facebook, Twitter, LinkedIn, and YouTube.

如果您已經有帳號，
直接登入您的帳號。

輸入所有欄位，註冊您的
帳號，輸入完再點選
Submit Registration

下一張投影片有註冊規則說明

註冊規則

Register (New User)

[Learn More](#)

All fields are required for registration

Select your user name and password

First Name

User Name

Last Name

Password

Email Address

Verify Password

Verify Email Address

ZIP/Postal Code

Specialty

Practice Type

Submit Registration

[Skip this for now](#)

User Name需要6-50個字元，可以輸入大小寫英文、數字、或者特殊符號例如 @ # % \$ & + =

Password需要8-24個字元，包括至少1個大寫英文字母以及1個數字，您也可以輸入特殊符號例如@ # % \$ & + =

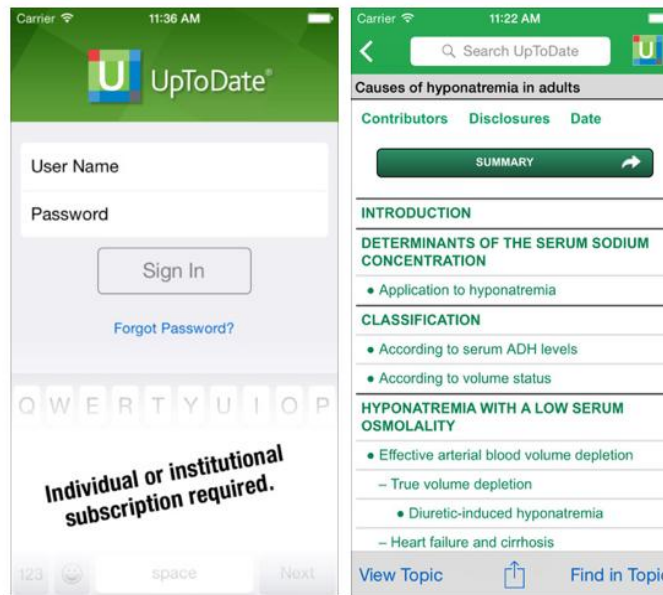

美國以外的地區不需填寫ZIP/Postal Code

User Name與 Password不能相同

從應用程式商店下載UpToDate Mobile App

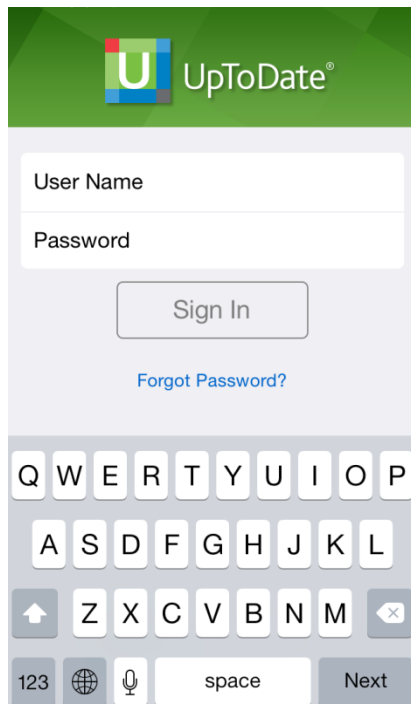
以iPhone為例

- 進入App Store
- 搜尋UpToDate
- 點擊UpToDate
- 點擊下載



登入帳號

1. 打開UpToDate應用程式，登入您剛剛註冊的帳號，點選Sign In。
2. 登入後點選右上角的Accept，同意使用規範。
3. 進入行動裝置首頁，您會看到您的使用者名稱，表示登入成功。

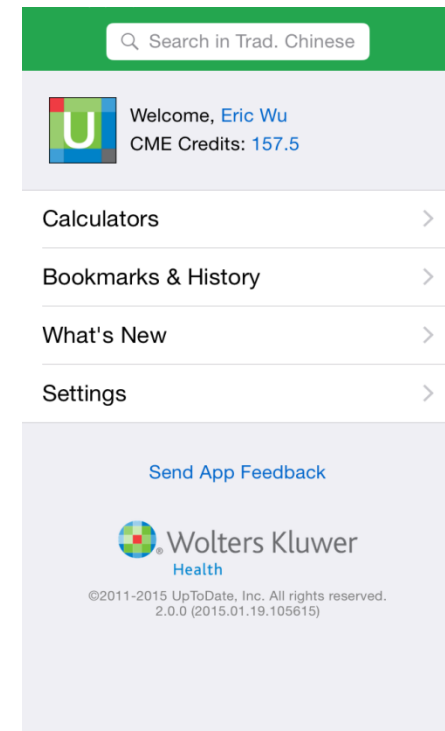


Decline Accept

Subscription License Agreement

By clicking the "accept" button on the UpToDate, Inc. ("UpToDate") App (the "Licensed Product"), you agree to become bound by the terms of this End-User Agreement (the "Agreement"). If you do not agree to these terms, click "decline". READ THE FOLLOWING TERMS IN THIS AGREEMENT CAREFULLY BEFORE INDICATING YOUR ACCEPTANCE. In this Agreement, the term "you" refers to: (i) an entity entering into this Agreement for use of its employees, (ii) an individual purchasing an UpToDate subscription under this Agreement, either on his or her own behalf (or as agent for a corporation or other entity or organization); or (iii) an individual entering into this Agreement as a condition of using UpToDate through a subscription purchased by a hospital, medical school, or other institution ("Institution"), where the individual is employed by or affiliated with the Institution. Your Master Subscription and License Agreement provides for other terms (including payment) that apply to the Licensed Product.

1. LICENSE: UpToDate, Inc. ("UpToDate"), in consideration of the subscription fee and acceptance of this Agreement, grants you a non-exclusive, non-transferable license and right to use and access the UpToDate



如何管理自己的行動裝置？

1. 首先要先在電腦上登入自己的帳號。
2. 點選右上角「My Account」。

The screenshot displays the UpToDate website interface. At the top left is the UpToDate logo. On the right side of the top navigation bar, there are links for 'Languages' and 'Help'. Below this, a secondary navigation bar shows 'Welcome, Eric Wu' followed by 'My Account', which is highlighted with a red rectangular box. Other links in this bar include 'CME 124.5' and 'Log Out'. A third navigation bar contains links for 'Contents', 'Patient Info', 'What's New', 'PCUs', 'Calculators', and 'Drug Interactions'. The main content area features a search box with the text 'New Search:' and a dropdown menu set to 'All Topics'. Below the search box, a light blue box contains the following text: 'The following topics on Ebola virus disease are freely available to the public and will be updated as new information is reviewed:'. This is followed by a bulleted list of three links: 'Epidemiology, pathogenesis, and clinical manifestations of Ebola and Marburg virus disease', 'Diagnosis and treatment of Ebola and Marburg virus disease', and 'Patient information: Ebola (The Basics)'.

如何管理自己的行動裝置？

3. 點選「Manage My Devices」

The screenshot shows the 'My Account' page on the UpToDate website. The page layout includes a top navigation bar with the UpToDate logo, user information (Welcome, Eric Wu), and account details (My Account, CME 124.5, Log Out). Below this is a search bar and a navigation menu with links like Patient Info, What's New, PCUs, Calculators, and Drug Interactions. The main content area is titled 'Welcome to My Account' and contains several sections: Contact Information, User Name Password, Subscription, Download Center, CME/CE/CPD, Account Access Points, Consolidate accounts, and Manage My Devices. The 'Manage My Devices' link is highlighted with a red box. A Norton Secured logo is visible in the bottom left corner of the page.

UpToDate® [Languages](#) | [Help](#)

Welcome, Eric Wu | [My Account](#) | [CME 124.5](#) | [Log Out](#)

[All Topics](#) [Contents](#) [Patient Info](#) | [What's New](#) | [PCUs](#) | [Calculators](#) | [Drug Interactions](#) [Print](#)

My Account

- Contact Information
- Subscription
- CME/CE/CPD
- User Name/Password
- Account Access Points
- Consolidate Accounts
- Download Center
- Manage My Devices

Welcome to My Account

Contact Information
View / modify my address and contact information

User Name Password
View / modify my user name or password

Subscription
Place order / change subscription option
View Expiration Date


Download Center
Download Products

CME/CE/CPD
Access my available UpToDate CME/CE/CPD credits
View my past CME/CE/CPD submissions
Change my default CME/CE/CPD settings

Account Access Points
View my access points

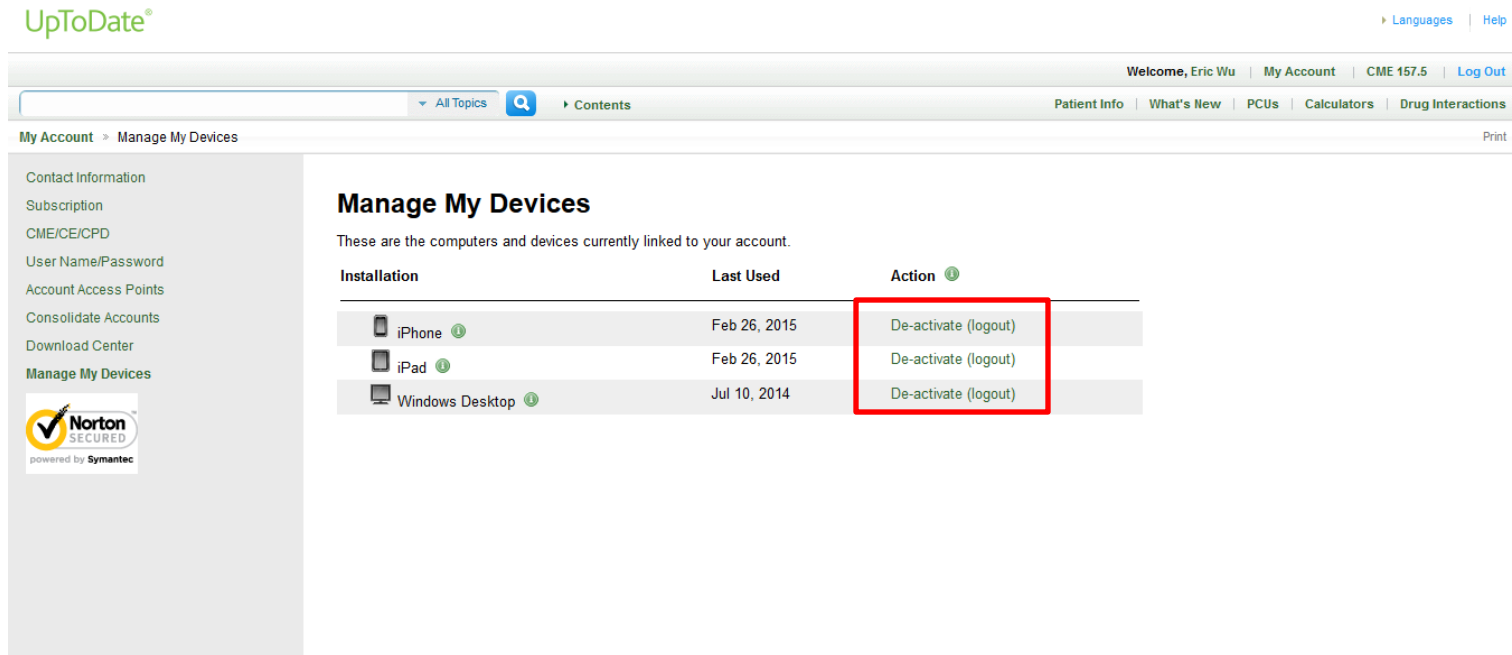
Consolidate accounts
Consolidate my accounts

Manage My Devices
[Manage Devices](#)


powered by Symantec

如何管理自己的行動裝置？

在這畫面，您可以管理、刪除自己的行動裝置，未來如果換手機或平板電腦，可以進自己帳戶內**De-activate (Logout)**不再使用的裝置。



UpToDate® Languages | Help

Welcome, Eric Wu | My Account | CME 157.5 | Log Out

All Topics Contents Patient Info | What's New | PCUs | Calculators | Drug Interactions

My Account > Manage My Devices Print

Contact Information
Subscription
CME/CE/CPD
User Name/Password
Account Access Points
Consolidate Accounts
Download Center
Manage My Devices
Norton SECURED powered by Symantec

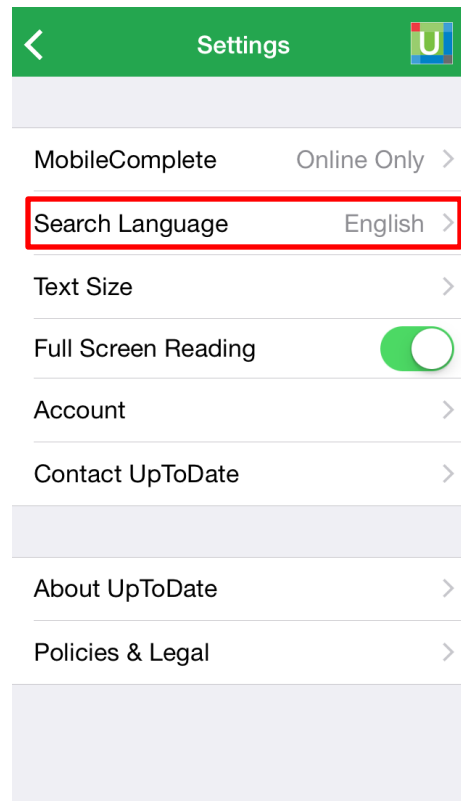
Manage My Devices

These are the computers and devices currently linked to your account.

Installation	Last Used	Action ⓘ
iPhone ⓘ	Feb 26, 2015	De-activate (logout)
iPad ⓘ	Feb 26, 2015	De-activate (logout)
Windows Desktop ⓘ	Jul 10, 2014	De-activate (logout)

使用繁體中文搜尋

1. 點選Setting
2. 點選Search Language以更改搜尋語言



使用繁體中文搜尋

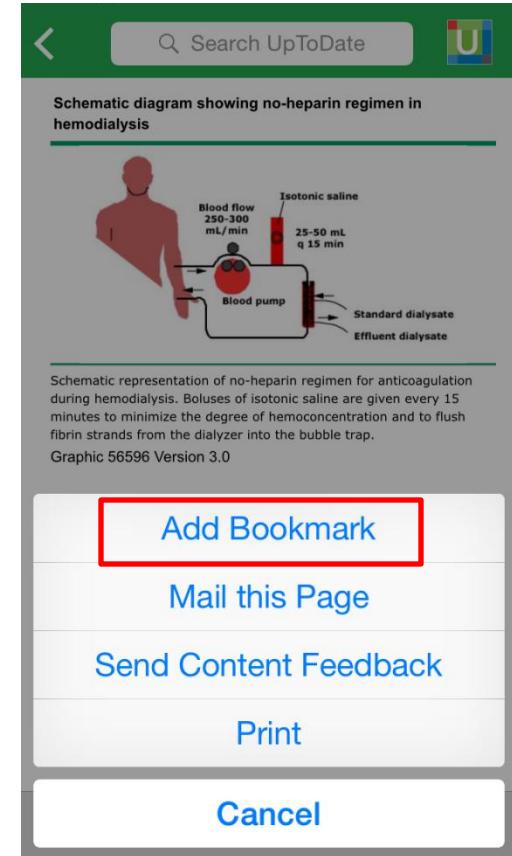
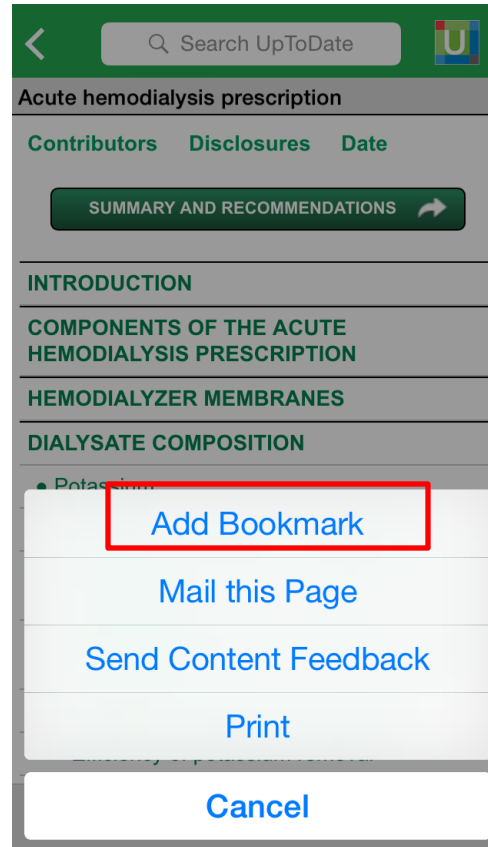
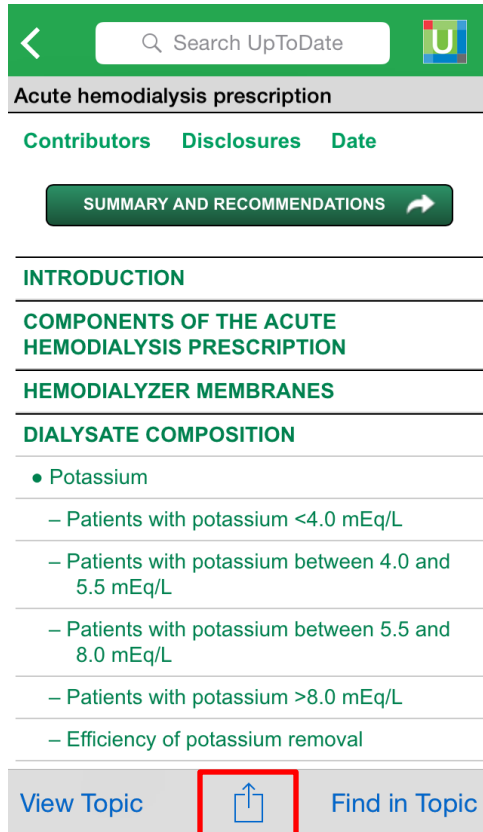
3. 選擇Traditional Chinese

4. 畫面跳轉後即可輸入中文。(中文輸入一樣有建議字詞檢索)



將主題或圖片加入書籤，方便日後閱讀

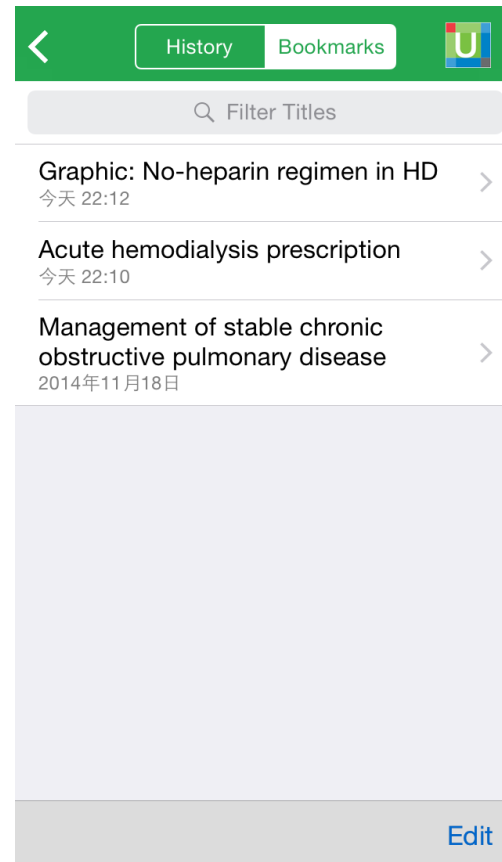
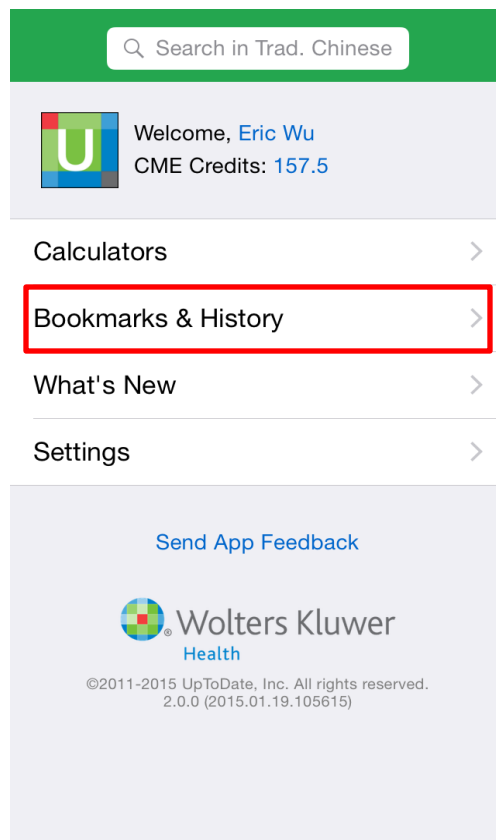
當您找到一篇合適的主題或者圖片，但沒有時間仔細閱讀的話，您可將感興趣的內容加入書籤，日後就不需重新搜尋。



進入某篇主題，點選下方的分享(此處以iPhone為例)，再點選Add Bookmark。

將主題加入書籤，方便日後閱讀

回到首頁，點選 **Bookmarks & History** 即可找到您剛剛加入的內容



在專文內輸入字詞，快速找到關鍵字

進入內容之後，點擊右下角**Find in Topic**，畫面即出現搜尋列，在此可輸入字詞，快速瀏覽

Acute hemodialysis prescription

Contributors Disclosures Date

SUMMARY AND RECOMMENDATIONS

INTRODUCTION

COMPONENTS OF THE ACUTE HEMODIALYSIS PRESCRIPTION

HEMODIALIZER MEMBRANES

DIALYSATE COMPOSITION

- Potassium
 - Patients with potassium <4.0 mEq/L
 - Patients with potassium between 4.0 and 5.5 mEq/L
 - Patients with potassium between 5.5 and 8.0 mEq/L
 - Patients with potassium >8.0 mEq/L
 - Efficiency of potassium removal

View Topic Find in Topic

Acute hemodialysis prescription

SUMMARY AND RECOMMENDATIONS

- Acute kidney injury (AKI), formerly called acute renal failure (ARF), is a major cause of morbidity and mortality, particularly in the hospital setting. Acute renal replacement therapy, including acute intermittent hemodialysis, is commonly indicated for patients with AKI. (See 'Introduction' above.)
- The components of the acute dialysis prescription include the choice of hemodialysis membrane, dialysate composition and temperature, blood flow rate, amount and rate of ultrafiltration (UF), choice of anticoagulation, and total dialysis dose. Individual components of the prescription vary depending upon the indications for dialysis and on patient-specific variables. (See 'Components of the acute hemodialysis prescription' above.)
- We use biocompatible membranes for acute hemodialysis. Membranes can be low or

View Outline Find in Topic

hemodialysis 1 of 90 Done

Acute RRT is commonly indicated for patients with AKI. Available modalities for acute RRT include peritoneal dialysis, intermittent **hemodialysis** and variations of intermittent **hemodialysis** (such as hemofiltration), and continuous renal replacement therapy (CRRT).

This topic reviews the **acute hemodialysis** prescription for patients with AKI. The indications for acute dialysis and the choice of dialysis modality are discussed separately. (See "Renal

Match Synonyms Match Exact

123 搜尋

推送通知

重要：**每90天內**您必須在醫院網域內使用電腦登入您的帳號，以延展您的帳號使用有效期，只要您有下載App，當您打開App時會出現提醒。

